



XDJ-RX3
DEALER DECK

www.pioneerdjhub.com

OVERVIEW



INTRODUCING THE XDJ-RX3, WITH KEY FEATURES FROM OUR FLAGSHIP MODELS– UPGRADED ALL-IN-ONE DJ SYSTEM INCLUDES 10.1-INCH SCREEN, ENABLING SMOOTHER BROWSING AND MORE ACCURATE MIXING.

AlphaTheta Corporation has today announced the release of the new XDJ-RX3 from its Pioneer DJ brand. This 2-channel performance all-in-one DJ system boasts all the flexibility and practicality of its predecessor and packs in a host of new features that come straight from the club-standard CDJ-3000 multi player and DJM-900NXS2 mixer, plus a brand-new 10.1-inch touch screen.

If you need an easily portable setup you can take to perform on at parties and events or even install in a bar or small venue, the XDJ-RX3 has all bases covered. It's even ideal if you simply want to practice at home and feel comfortable when you use a CDJ+DJM setup in the club. Just like before, you can choose whether you want to play rekordbox-analysed tracks from USB drives, or connect a laptop to unlock rekordbox Performance mode. Support for Serato DJ Pro is also included – coming in early 2022.

The 10.1-inch touch screen on the XDJ-RX3 has a higher resolution and frame rate than the one on the previous model, and it features a brand-new interface that makes it quicker and easier to browse your music and control effects. The browse section comes from the CDJ-3000 for intuitive navigation through playlists. With the new Playlist Bank feature, you can rapidly access your 4 favourite playlists at a single touch, while Touch Preview gives you the option to listen to any part of a track without even loading it to the deck. You can switch between viewing the pad status or Beat FX and X-Pad with one tap on the screen. And with support for the 3Band Waveform feature – also from the CDJ-3000 – you can see the volume levels of different frequency ranges in rekordbox-analysed tracks to give you a clear visual representation of how they sound.

It's easy to keep tabs on what's loaded to the decks of the XDJ-RX3 thanks to On Jog Display, which shows important track information or artwork on the LCD screen in the center of each jog wheel. You can customise the 'weight' of the jogs too, by tweaking the Feeling Adjust dial for each one.

Want to make every mix sound unique? Get creative with all 14 Beat FX and 6 Sound Color FX from the DJM-900NXS2 and explore fresh ways to dynamically manipulate your music with the Performance Pads and the newly added Release FX on the XDJ-RX3.

With a new audio design which eliminates unwanted external noise, the XDJ-RX3 has been finely tuned to produce clear, natural sound that your audience can comfortably listen to for a long time.

You'll notice that the layout design is inherited from club-standard Pioneer DJ equipment too, with traits such as the illumination around the play / cue buttons and the Colour On Jog Display standing out in particular.

KEY FEATURES.

1. **10.1-inch touchscreen with new interface: Instinctively browse playlists, mix tracks, and apply effects:**

The 10.1-inch touchscreen is the largest ever on a Pioneer DJ all-in-one system and noticeably bigger than the 7-inch one on the XDJ-RX2. It features a higher resolution 1280:800 (WXGA) and increased frame rate compared to the previous model so you'll see everything clearly, including the smoother waveform. Plus, a fresh GUI design and a host of new features mean you'll enjoy easier navigation for quick browsing and accurate mixing. The number of tracks displayed in the browse section has increased from 8 to 12, which means less scrolling as you search for the next song to play, and you can touch any of the stack of icons on the left side of the screen to instantly display the relevant information for each track – making it quicker and easier to browse by category

- **Rapid browsing**

- **Playlist Bank** - Choose up to 4 playlists and add them to the new Playlist Bank. You'll then be able to access them all rapidly, giving you the option to quickly select tracks from different genres etc.
- **Touch Preview** - Listen to any part of a track you want to preview by simply touching its waveform in the relevant place in the browse section, just as you would on the CDJ-3000. There's no need to load the track to the deck.

- **Accurate mixing**

- **Phrase Display** - See how each track is structured such as into Intro, Chorus, or Bridge with the rekordbox's Phrase Analysis.. In XDJ-RX3, you can choose to view the phrase data analysed by rekordbox on the overall waveform, giving you a visual representation of how the music will progress.
- **3Band Waveform** - Understand how a track sounds without even listening to it. 3Band Waveform is a popular feature from the CDJ-3000 which uses different colors to indicate the volume of the high, mid, and low frequency bands in files analysed by rekordbox, so you can see the composition of the music just by looking at the waveform. 3Band Waveform comes in addition to the previous RGB and Blue options.

KEY FEATURES.

- **Advanced performance.**
 - **Pad status display** - Keep an eye on the mode that the Performance Pads are set to, so you'll know exactly what to expect when you hit one thanks to the new pad status display.
 - **Beat FX Bank and X-Pad** - Register your 4 favourite effects to the new Beat FX Bank so you can turn them on with a single touch at any time. For the first time ever in an all-in-one DJ system, the X-Pad is integrated into the touchscreen, giving you a simple way to apply complex-sounding effects just by swiping your finger from side to side.
- **Helpful features**
 - **Countdown Timer** -Set a timer to count down to a specific point in your set, for example: midnight on New Year's Eve; the moment when a vocalist is due to join your performance; or the time when you need to hand over to another DJ. The new Countdown Timer feature will always be there as a reminder that the crucial moment is approaching.
 - **Repeat mode** - Play a track or playlist on repeat to keep the music going when you need to leave the DJ booth. This new feature is helpful in situations such as sound-checks, saving you from constantly going back to the booth to hit play.

1.

KEY FEATURES.

2. Color On Jog Display: Get a visual grasp of track information:

The LCD screen in the center of each jog wheel indicates playhead position and the responsiveness of the wheel rotation has been significantly improved compared to the XDJ-RX2. Artwork can also be displayed for a quick visual reminder of which track is loaded on the deck. And you can make the ‘weight’ of each jog wheel feel just the way you like with the Feeling Adjust control.

3. More Beat FX and Sound Color FX: Add texture and build drama in your mixes

The XDJ-RX3 includes all the effects from its predecessor, plus an extra 6 Beat FX and 2 additional Sound Color FX. So, you can play with the full range of effects from the DJM-900NXS2: 14 Beat FX including Ping Pong, Filter, Phaser, Slip Roll, Vinyl Brake, and Helix; and 6 Sound Color FX including Space and Crush.

4. Release FX: Inject new energy into your performance

By hitting the Performance Pads, you can instantly change the energy of your performance, whether you want to add drama to a section of a track or create an exciting moment before transitioning to another song on the other deck. For example, you might use Echo Out or Spin Out to dynamically mix into your next track. Choose from 8 effect types: Vinyl Brake (Short / Long), Backspin (Short / Long), Echo Out, Build Up, Mute, and Ducking.

KEY FEATURES.

5. Compatible with rekordbox and Serato DJ Pro: Plug and play

The XDJ-RX3 can play rekordbox-analyzed music from USB storage devices via Export mode, or you can connect your laptop to use Link Export or Performance mode via USB-HID control. Because the XDJ-RX3 is a Hardware Unlock device, you can use Performance mode for free – there's no need for a paid subscription plan – so you can play all the tracks in your rekordbox library and enjoy free use of all the features in the Core plan when your laptop is connected. Free plug-and-play compatibility for Serato DJ Pro is included too (coming in early 2022).

6. Natural audio: Hear the true sound of your mixes:

Because the decks and mixer are integrated into one unit, there's no risk of audio cables causing a loss in sound quality. The new audio design of the circuit board also eliminates unwanted noise, and detailed tuning has been carried out to create punchy low-end and expressive mid-high frequencies. This means the unit delivers sound that's faithful to the original source so your audience will experience the music as it was intended to be heard.

7. Refined design: Add a pro look to your setup

The XDJ-RX3 includes all the effects from its predecessor, plus an extra 6 Beat FX and 2 additional Sound Colour FX. So, you can play with the full range of effects from the DJM-900NXS2: 14 Beat FX including Ping Pong, Filter, Phaser, Slip Roll, Vinyl Brake, and Helix; and 6 Sound Colour FX including Space and Crush.

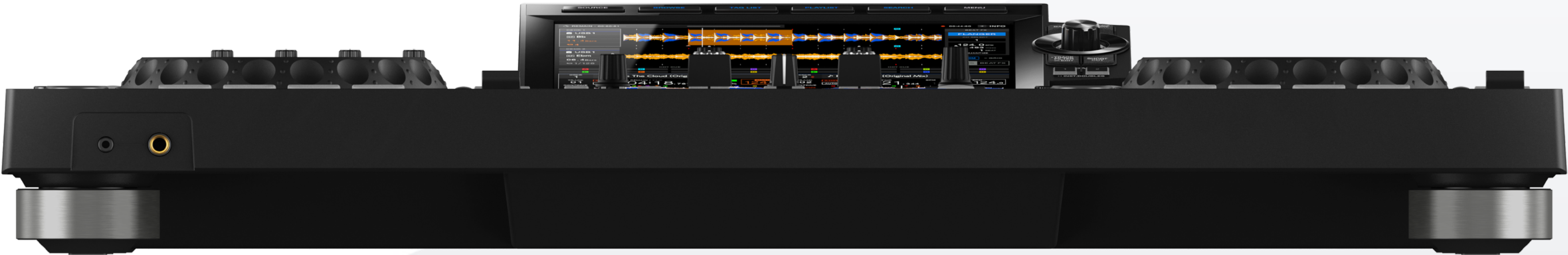
DESIGN

















TARGET USERS



DJ'S THAT PERFORM ON FLAGSHIP PIONEER DJ EQUIPMENT IN NIGHTCLUBS, AND REQUIRE A HOME SETUP THAT INHERITS THE DNA & PERFORMANCE WORKFLOW OF CDJ / DJM UNITS.



BEDROOM DJ



HOUSE PARTY



SMALLER BARS AND MUSIC VENUES THAT REQUIRE AN AFFORDABLE ALL-IN-ONE DJ SYSTEM, WITH MINIMAL COMPROMISE TO QUALITY OR FEATURE-SET.



COCKTAIL BAR



SMALL MUSIC VENUE



BEACH BAR



MOBILE DJ'S WHO REQUIRE AN IMPRESSIVE VISUAL ASPECT TO THEIR SET-UP, AND ENJOY THE CDJ / DJM PERFORMANCE WORKFLOW.



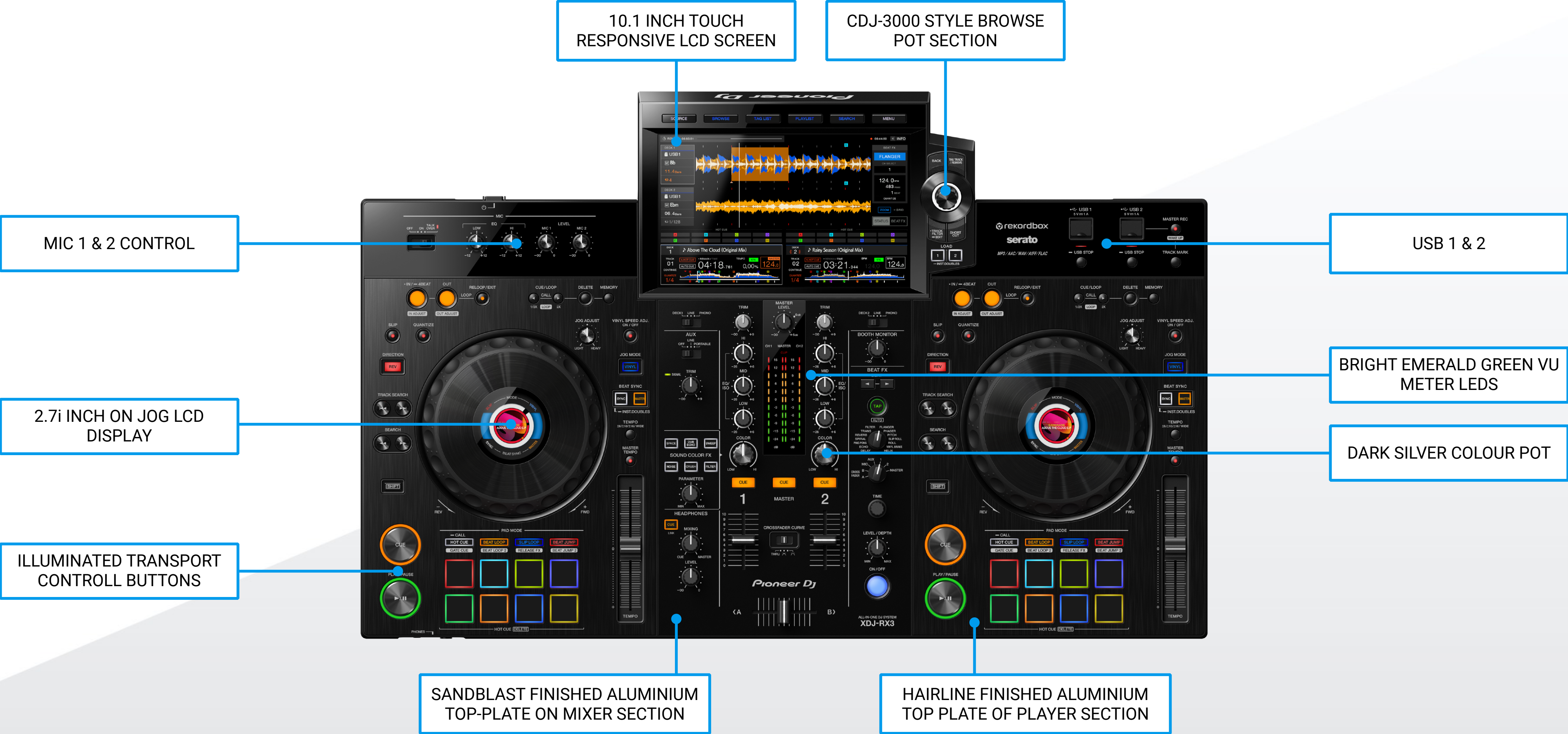
DJ'S WHO WANT TO LEARN AND MASTER THE FLAGSHIP CDJ/ DJM WORKFLOW BEFORE PROGRESSING TO NIGHTCLUB GIGS.

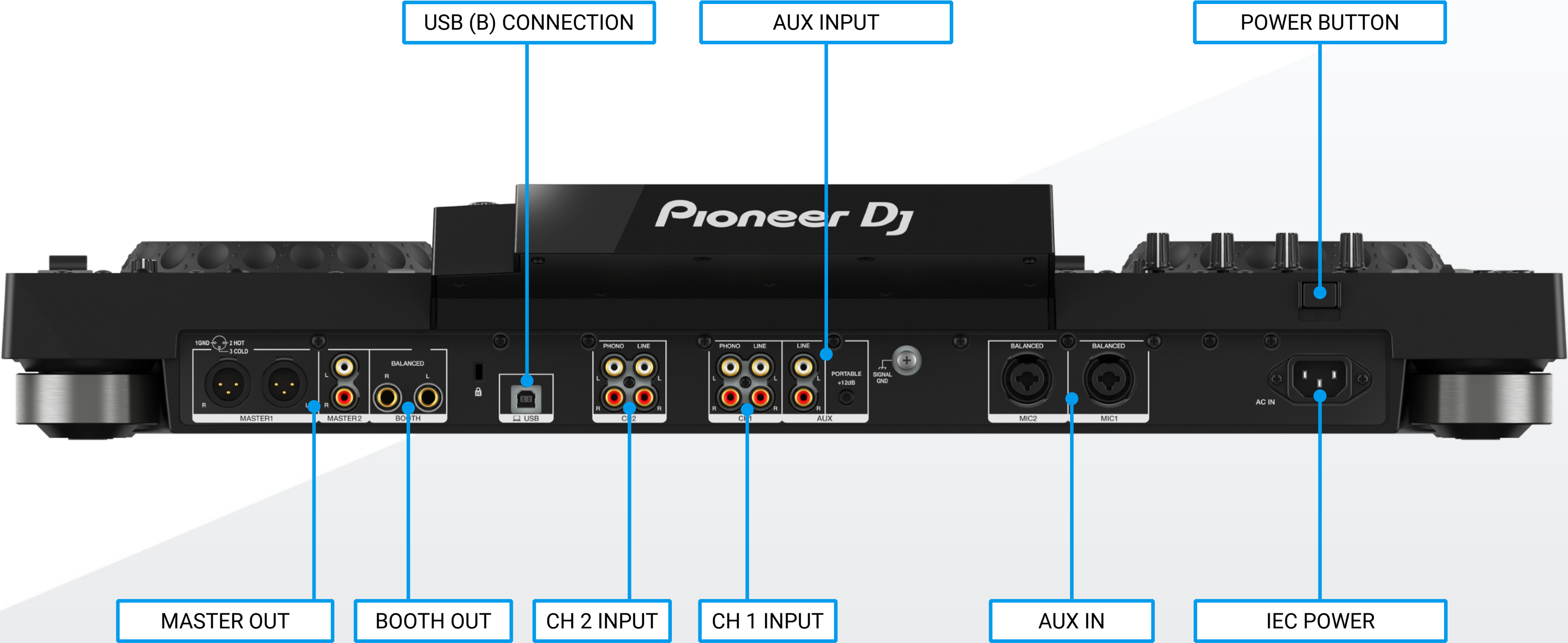


FEATURES

LAYOUT







FEATURES



10.1 INCH HI RESOLUTION TOUCH DISPLAY WITH DRAMATICALLY IMPROVED RESOLUTION COMPARED TO ITS PREDECESSOR. COMBINED WITH A NEW GUI DESIGNED FOR FASTER BROWSING.

- Screen Size - 7"
- Resolution - 22-25fps



XDJ-RX2

- Screen Size - 10.1"
- Resolution - 30fps



XDJ-RX3

- Screen Size - 7"
- Resolution - 30fps (with firmware update)



XDJ-XZ

COLOUR ON JOG DISPLAY ALLOWS DJS TO VIEW MUSIC INFORMATION AND PERFORMANCE STATUS MORE INTUITIVELY

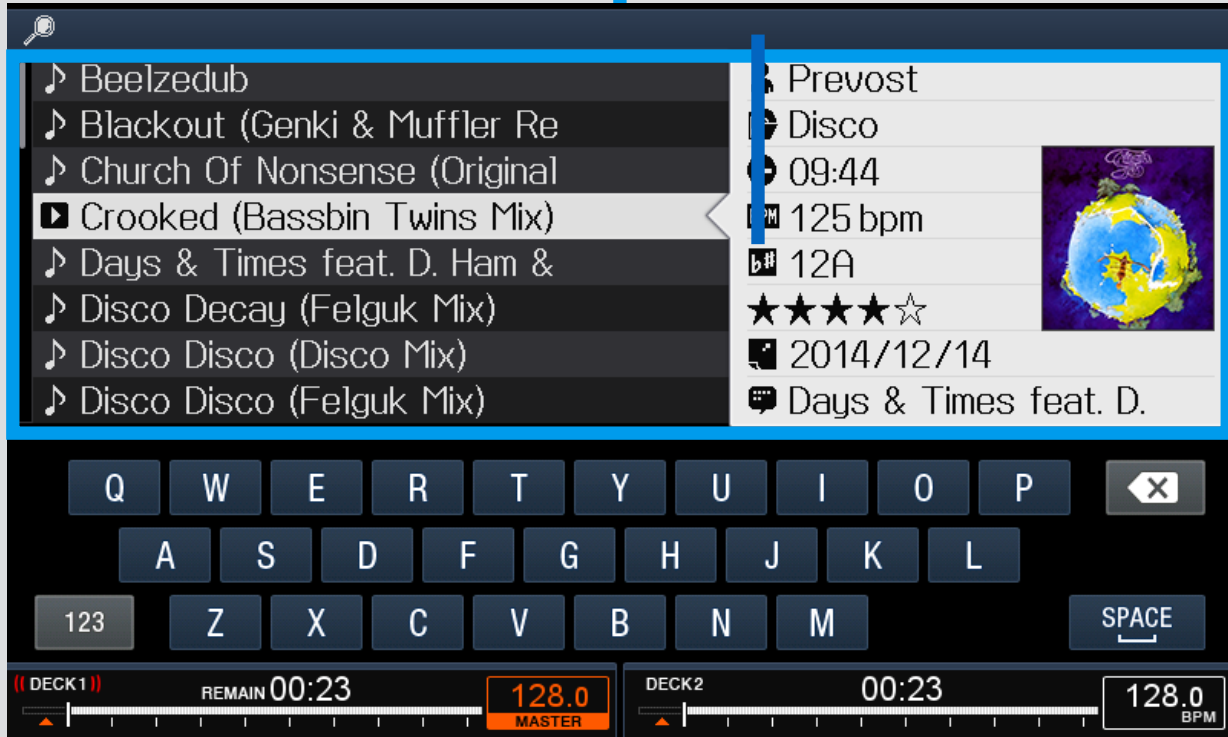


■ **COLOUR ON JOG DISPLAY**
2.7-inch LCD mounted in the centre of the JOG achieves display contents equivalent to the CDJ-3000, such as an artwork display that allows DJs to grasp the music being played at a glance, and a smooth JOG rotation display that enables more accurate scratch performance.



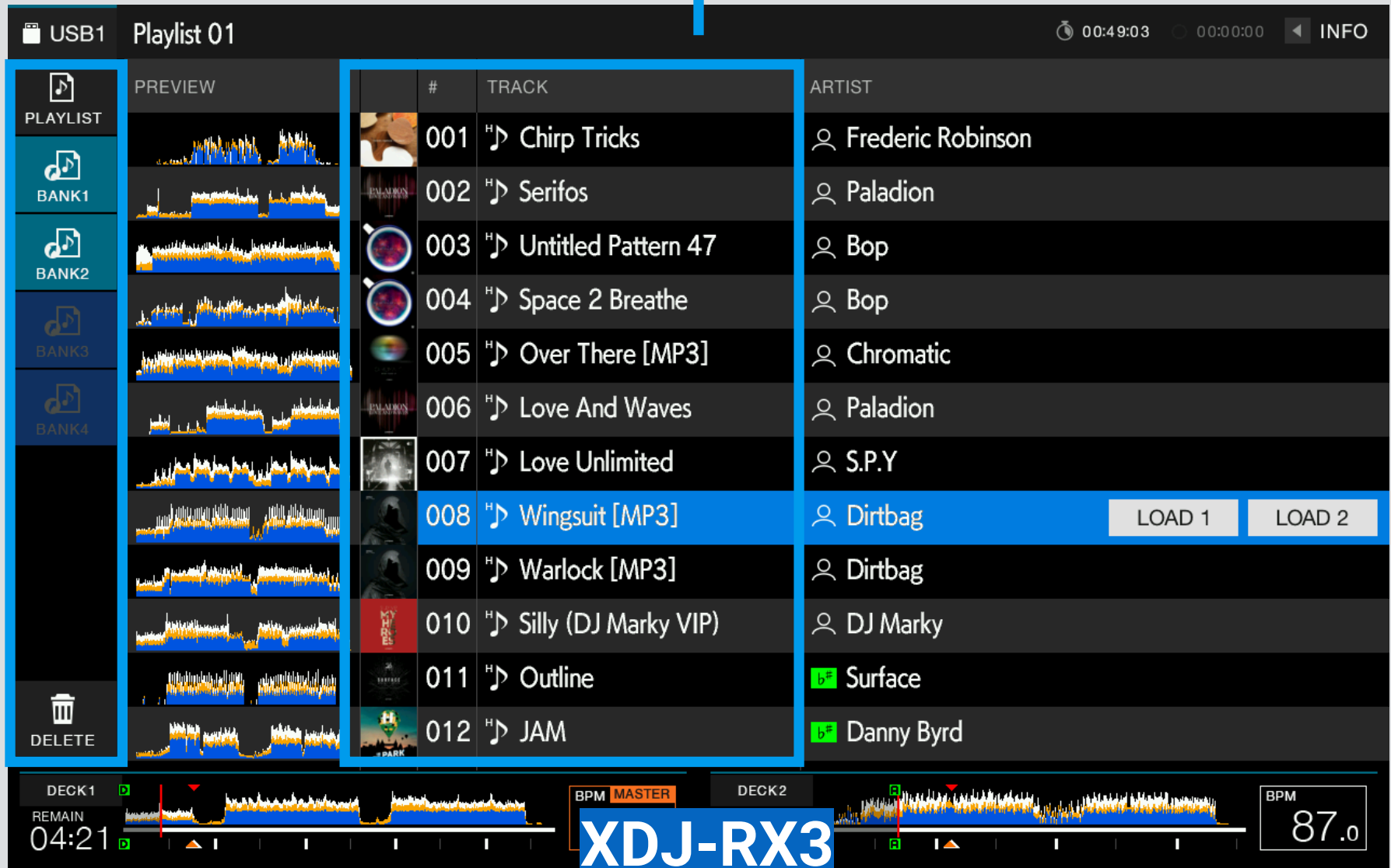
NUMBER OF DISPLAYED SONGS SIGNIFICANTLY INCREASED
CATEGORY ICON CAN SWITCH THE CATEGORIES WITH FASTER TOUCH OPERATION BROWSING

- 8 lines of information displayed
- No category column



XDJ-RX2

- 12 lines of information displayed
- Category column displayed like CDJ-3000



XDJ-RX3

- 10/12 lines of information displayed
- Category column displayed



CDJ-3000

TOUCH PREVIEW: SIMPLY TOUCH A TRACKS PREVIEW WAVEFORM TO INSTANTLY AUDITION BEFORE LOADING INTO THE PLAYER.

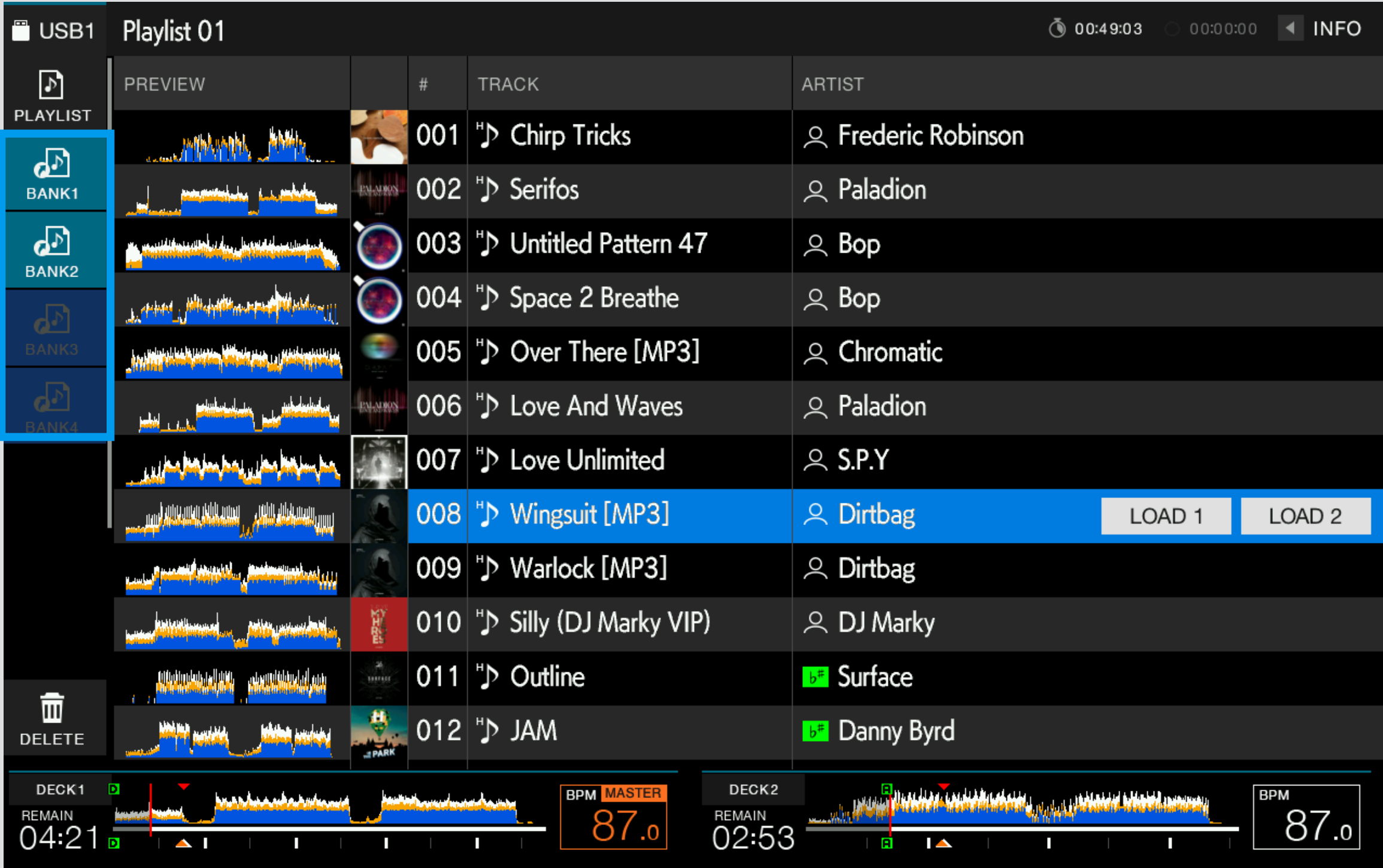


■TOUCH PREVIEW

TOUCH PREVIEW, currently only available in CDJ-3000 + DJM-900NXS2 or DJM-V10 setup, can be available with XDJ-RX3, which is about one-third the price.

By using the LINK CUE of the mixer section, it is possible to separate and listen to the sound of the music being played / monitored and the sound of TOUCH PREVIEW.

PLAYLIST BANK ALLOWS DJS TO INSTANTLY SWITCH BETWEEN MULTIPLE PLAYLISTS WITH A TOUCH OPERATION AND REALISE FASTER SONG SELECTION.



■ **PLAYLIST BANK**
Up to 4 playlists can be registered in BANK icons on the left side of the screen per USB. DJs using multiple playlists can select songs more quickly and with less effort.

Number of steps required to change playlist
XDJ-RX2: 3steps
XDJ-RX3: 1step

3BAND WAVEFORM SUPPORT: 3 SEPARATE COLOURS INDICATE THE VOLUME OF EACH FREQUENCY BAND IN FILES ANALYSED BY REKORDBOX. THIS GIVES A TRUE VISUAL REPRESENTATION OF HOW A TRACK SOUNDS BEFORE YOU'VE LISTENED TO IT.

- Blue/RGB Waveforms



- 3Band waveform option like CDJ-3000
- Blue: LOW/ Orange: MID / White: HIGH



PAD STATUS DISPLAY CAN DISPLAY PAD PARAMETERS AND DJS CAN PERFORM RELIABLY.



Industry
First

■ **PAD STATUS DISPLAY**
With XDJ-RX2 / XZ, the functions assigned to each PAD could not be confirmed on the screen, and it took some practice to performing accurate operations.
With the XDJ-RX3, the functions of each PAD can be visually recognized on the screen, enabling more accurate PAD performance.

BEAT FX BANK & X-PAD FOR APPLYING FREQUENTLY USED FX INSTANTLY AND CHANGING SOUND DYNAMICALLY

Industry
First

■ **BEAT FX BANK**
DJs can register up to 4 BEAT FX in the buttons on the GUI they want to use .Registered FX can be switched instantly by tapping without operating the selector.



■ **X-PAD**
By implementing X-PAD on the GUI and using it in combination with BEAT FX BANK, DJs can operate BEAT FX with less effort.

COUNTDOWN TIMER ALLOWS DJS TO BETTER MANAGE THEIR PLAYING TIME DURING THE GIG

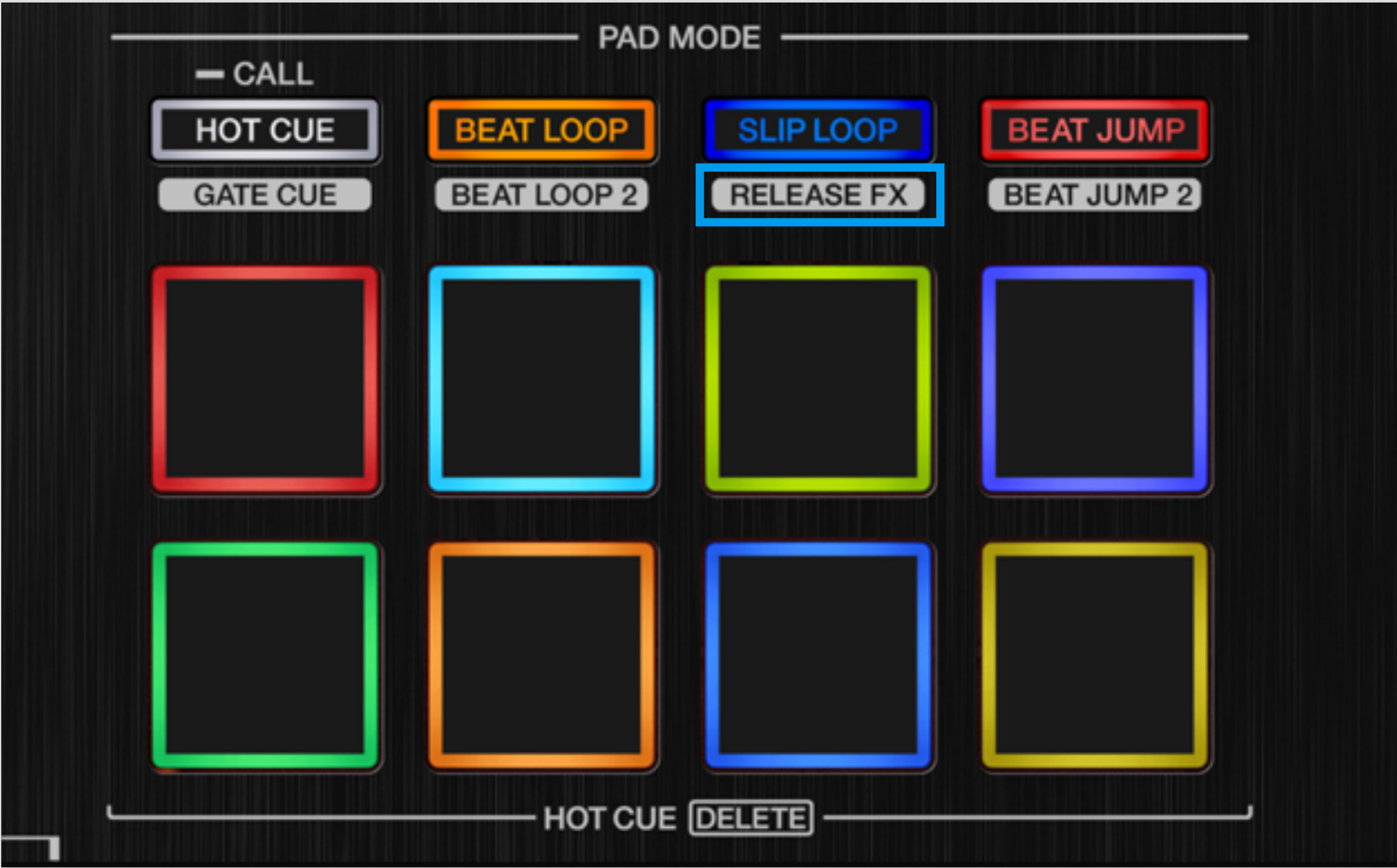


Industry
First

■ **REC TIMER**
USB REC elapsed time is displayed.

■ **COUNTDOWN TIMER**
By setting the time in advance and operating it, you can manage your playing time accurately. In addition, it is possible to set with a small number of steps by using presets and history.

RELEASE FX DYNAMICALLY CHANGES THE SOUND AND EXCITES THE AUDIENCE THROUGH USE OF PERFORMANCE PADS



Industry
First
On an AIO

■ **RELEASE FX**
DJs can change the sound by using the 8 types of effects assigned to each PAD. It can also be layered with existing BEAT FX and SOUND COLOR FX, greatly expanding the range of performance.

BEAT FX AND SOUND COLOUR FX PROVIDE THE SAME USABILITY AS WHAT YOU’LL FIND IN PROFESSIONAL EQUIPMENT IN THE CLUBS

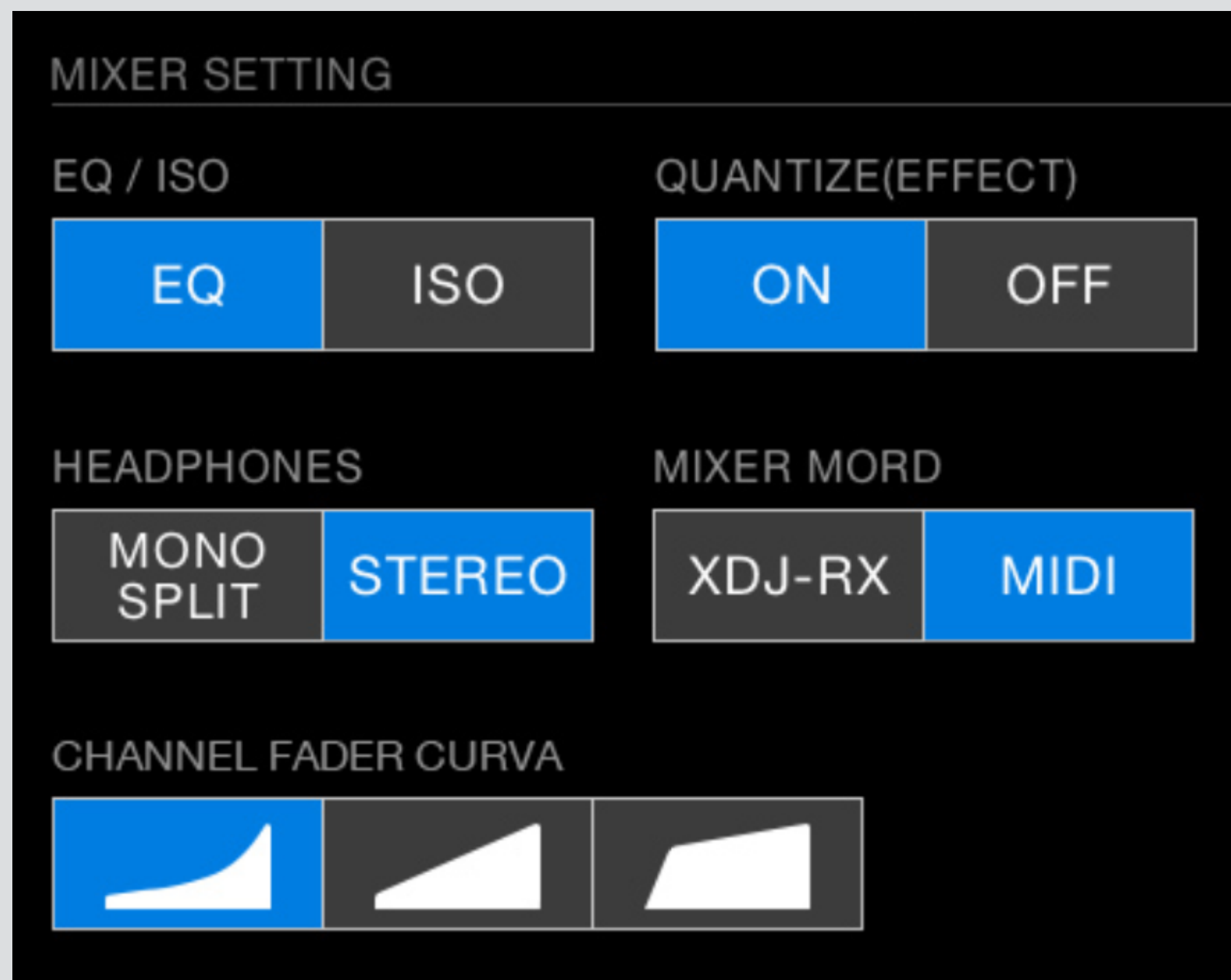


- **SOUND COLOUR FX**
x4 with parameter control
- **BEAT FX**
x8 like XDJ-RX



- **SOUND COLOUR FX**
X6 with parameter control like DJM-900NXS2
- **BEAT FX**
X14 LIKE DJM-900NXS2

MIXER SETTING SHORTCUT THAT ALLOWS DJS TO SWITCH THE UTILITY SETTINGS OF THE MIXER SECTION WITH LESS EFFORT AND EASILY.



■ MIXER SETTING SHORTCUT

Mixer setting items that previously had to be changed with UTILITY have been added to the SHORTCUT menu, making it easier to change settings. Items that can be set in the SHORTCUT menu:

- EQ MODE
- BEAT FX QUANTIZE
- HEADPHONE MONITOR MODE
- MIXER MODE
- CHANNEL FADER CURVE

SUPPORT FOR VARIOUS MEDIA AND DIFFERENT PERFORMANCE STYLES

Play rekordbox-analysed tracks from USB devices or over Pro Dj Link, Connect your PC/Mac to use XDJ-RX3 as a controller for rekordbox DJ (Hardware Unlock) and Serato DJ Pro (Serato supported during Q1 2022)



IMPROVED SOUND QUALITY THAT PREVENTS EAR FATIGUE EVEN AT LOUD VOLUMES FOR A LONG TIME.



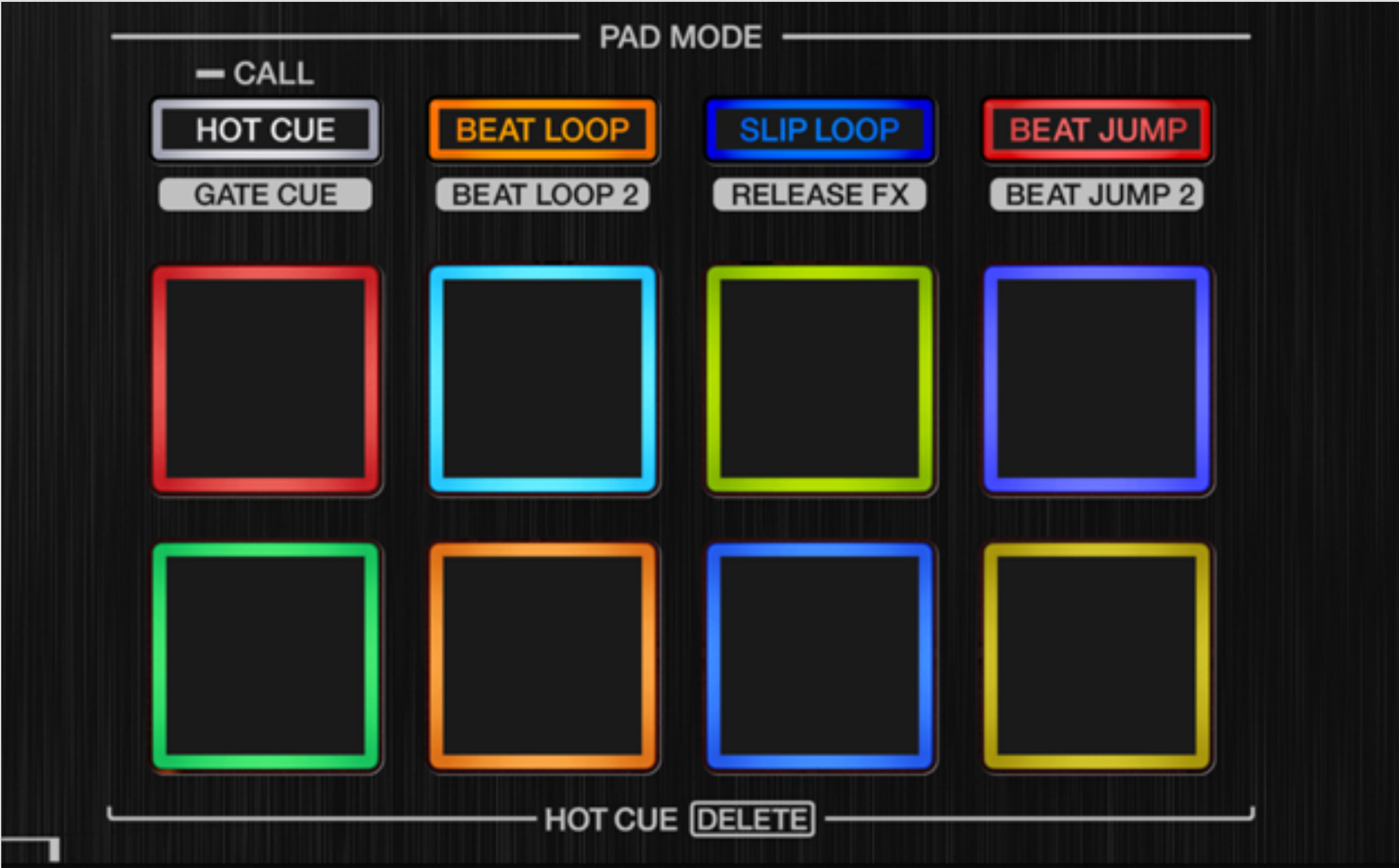
■SOUND QUALITY

There are no major changes from the XDJ-RX2 in terms of specifications, but the tuning has made the sound easier on the ears.

XDJ-RX2: Brighter (but could be considered harsh in comparison to the DJM-900NXS2)

XDJ-RX3: More natural with a subtle tuning more akin to the DJM-900NXS2’s sound character.

SIGNIFICANT REDUCTION IN HOT CUE LOADING TIME



| FILE | XDJ-RR | XDJ-RX2 | XDJ-XZ | XDJ-RX3 |
|--------------------------|--------|---------|--------|---------|
| MP3 (320KBS) | 6.71 | 6.75 | 6.40 | 1.82 |
| WAV (48KHZ 24 bit) | 6.69 | 6.71 | 6.18 | 1.51 |

COMPARISON



| MANUFACTURER | | PIONEER DJ | PIONEER DJ | PIONEER DJ |
|--------------|------------------------------------|---------------------|-----------------------|-----------------------|
| Product | | XDJ-XZ | XDJ-RX3 | XDJ-RX2 |
| General | Price | \$2,299 | \$1,999 | \$1,699 |
| | Dimensions | 878 x 466.1 x 118.4 | 728.1 x 469.5 x 118.4 | 728.2 x 443.8 x 108.4 |
| | Weight | 13kg | 9.3kg | 9.1kg |
| USB | USB-A Port | 2 (USB 2) | 2 (USB 2) | 2 (USB 2) |
| | USB B Port | 1(USB 2) | 1 (USB 2) | 1 (USB 2) |
| Media | rekordbox performance mode Support | ✓ | ✓ | Yes |
| | Serato DJ Pro Support | ✓ | ✓ | x |
| Touchscreen | Screen Size | 7" | 10.1" | 7" |
| | Screen Resolution | 800:600 | 1280:800 | 800:600 |
| | Touch Preview | x | ✓ | x |
| | Drawing rate | 30fps (with update) | 30fps | 22-25fps |
| Deck | Player Decks | 2 | 2 | 2 |
| | Jog Size | 8.1"w/LCD | 6"w/LCD | 6"w/LED |
| | Performance PAD | 8 per DECK | 8 per DECK | 8 per DECK |
| | PAD Mode | 4 | 8 | 4 |
| | Beat Jump Value | 1~8 | 1/2~16 | 1~8 |
| | Key Sync/Shift | x | x | x |
| Mixer/FX | Mixer Channels | 4 | 2 | 2 |
| | Beat FX | 14 | 14 | 8 |
| | Sound Color FX | 6 | 6 | 4 |
| | Beat FX Bank | x | ✓ | x |
| | X-Pad | x | ✓ | x |
| Club support | Club Standard Layout | ✓ | ✓ | ✓ |
| | Pro DJ LINK Support | ✓ | x | x |

SPECIFICATION



| SOFTWARE | | rekordbox |
|--------------------------------|---------|--|
| | | Serato DJ Pro – coming in early 2022 |
| Frequency Response | | 20 Hz – 20 kHz |
| S/N Ratio | | 110 dB (USB) |
| Total Harmonic Distortion | | 0.003 % (USB-MASTER1) |
| Input/Output Terminals | Inputs | LINE x 2 (RCA) |
| | | PHONO x 2 (RCA) |
| | | MIC x 2 (1 x XLR / 1 x 1/4" TRS jack) |
| | | AUX x 2 (RCA x 1, 3.5 mm stereo mini jack x 1) |
| | Outputs | MASTER x 2 (XLR x 1, RCA x 1) |
| | | BOOTH x 1 (1/4" TRS jack) |
| | | PHONES x 2 (1/4" stereo jack x 1, 3.5 mm stereo mini jack x 1) |
| | USB | USB Type-A x 2 |
| | | USB Type-B x 1 |
| Power Supply | | AC 110 V – 240 V, 50 Hz / 60 Hz |
| Power Consumption (standby) | | 54 W (0.3 W) |
| Maximum Dimensions (W x D x H) | | 728.1 x 469.5 x 118.4 mm / 28.7" x 18.5" x 4.7" |
| Weight | | 9.3 kg / 20.5 lbs. |
| Accessories | | Power cable |
| | | USB cable |
| | | Quick Start Guide |
| | | Software license notice |
| | | Precautions for Use |

FAQ



Can I play tracks stored on my mobile device using the XDJ-RX

- You can play tracks on the XDJ-RX3 if they're imported to rekordbox for iOS.
- Note: You can't play tracks in rekordbox for Android because the unit can't be connected to the application.
- You can use Mobile Library Sync and Cloud Library Sync to transfer tracks in your PC/Mac and the cloud to rekordbox for iOS so the tracks can be played on the unit.
- *Tracks from streaming services can't be played on the XDJ-RX3.

Does the XDJ-RX3 come with license keys to activate rekordbox dj or Serato DJ Pro?

- The unit is a Hardware Unlock device for rekordbox (ver. 6), so you can use the Core Plan for free while your computer is connected to the XDJ-RX3. You don't need a license key.
- You can also use Serato DJ Pro for free while your computer is connected to the XDJ-RX3.

Can I record my performances?

- Yes. Use ■ MASTER REC on the XDJ-RX3
- Record your performance on a USB flash drive or hard disk drive (HDD) connected to the USB 2 port on the XDJ-RX3. Use the MASTER REC (WAKE UP) button to start or stop recording.

Can I connect CDJs and a DJM to the XDJ-RX3

- The XDJ-RX3 features a 2 channel stand alone mixer (x2 line & x2 phono). External audio sources can be routed in.

Can I connect CDJs and a DJM to the XDJ-RX3 via PRO DJ LINK?

- It's not possible to connect CDJ or DJM units to the XDJ-RX3 via PRO DJ LINK.
- The XDJ-RX3 only supports USB connections (Link Export).

SUMMARY



PR DATE : 9th November 2021

SRP : €1999 / \$1999

KEY FEATURES

- 10.1 inch WXGA touch display
- Increased Number of Displayed Songs and Category Icons
- Touch Preview
- Playlist Bank
- 3Band Waveform
- Pad status display
- Touchscreen enabled Beat FX and X-Pad control
- Remain Timer
- Colour on Jog Display
- Release FX
- 14 Beat FX and 6 Sound Colour FX
- Optimised Mixer Setting Access
- RekordBox and Serato DJ Pro accesible

OVERVIEW

2-channel performance all-in-one DJ system boasting a host of new features that come straight from the club-standard CDJ-3000 multi player and DJM-900NXS2.





THANK YOU

www.pioneerdjhub.com